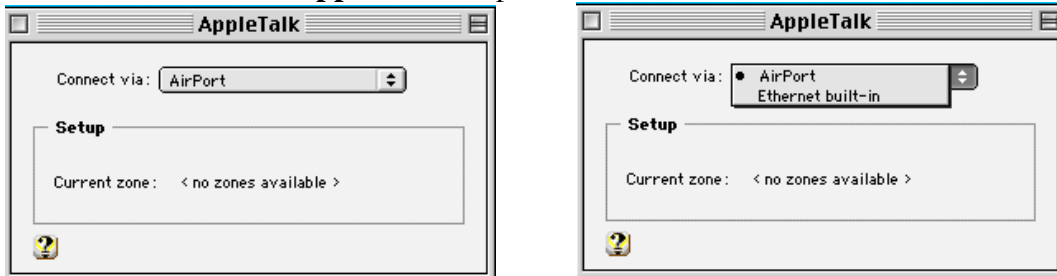


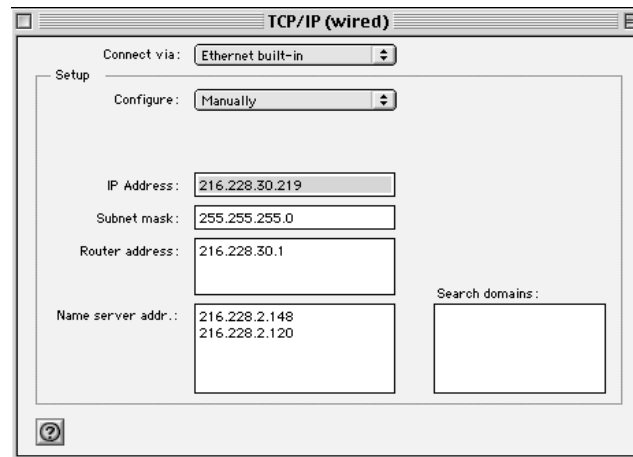
## Setting up Network for Presentation

If you are using a laptop for doing a presentation for your class you might have to set up the network connection type on your computer. To do this:

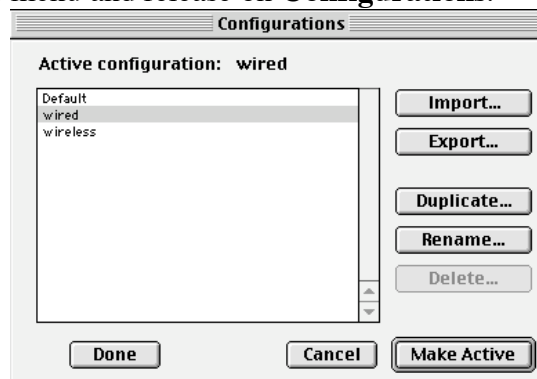
1. Plug the Ethernet wire into the wall and into the computer.
2. Turn on the computer.
3. Go to the **Apple** menu and pull down to **Control Panels**.
4. Double click on **AppleTalk** to open it.



5. Make sure that it says **Ethernet built-in** and not **Airport**
6. Close and save settings.
7. Go to the **Control Panels** window and double click on **TCP/IP** to open it.



8. Go to the **File** menu and release on **Configurations**.



9. Chose wired from the menu and click **Make Active**.
10. Close and save settings

You should be up and running on the network now.